



21-22 Township of Franklin Schools End of Year Student Data

By: Jaime Doldan



DATA



End of Year Data 21-22

DIBELS

iReady Reading

iReady Math

Math Interview/Math Reasoning Inventory (MRI)



DIBELS 21 - 22



Kindergarten DIBELS



1st Grade DIBELS



■ Intensive Support ■ Strategic Support ■ Core Support - Minimal Risk ■ Core Support - Negligible Risk

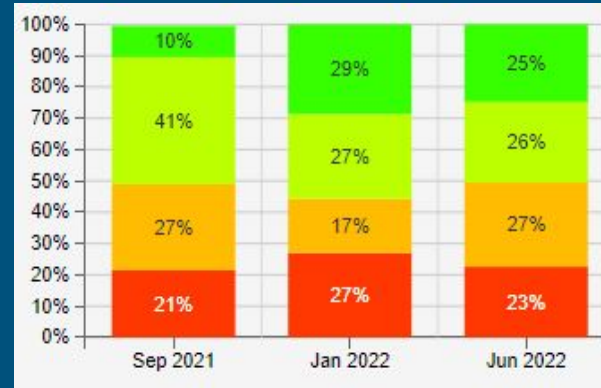
2nd Grade DIBELS



3rd Grade DIBELS



4th Grade DIBELS



■ Intensive Support
 ■ Strategic Support
 ■ Core Support - Minimal Risk
 ■ Core Support - Negligible Risk


5th Grade DIBELS



6th Grade DIBELS



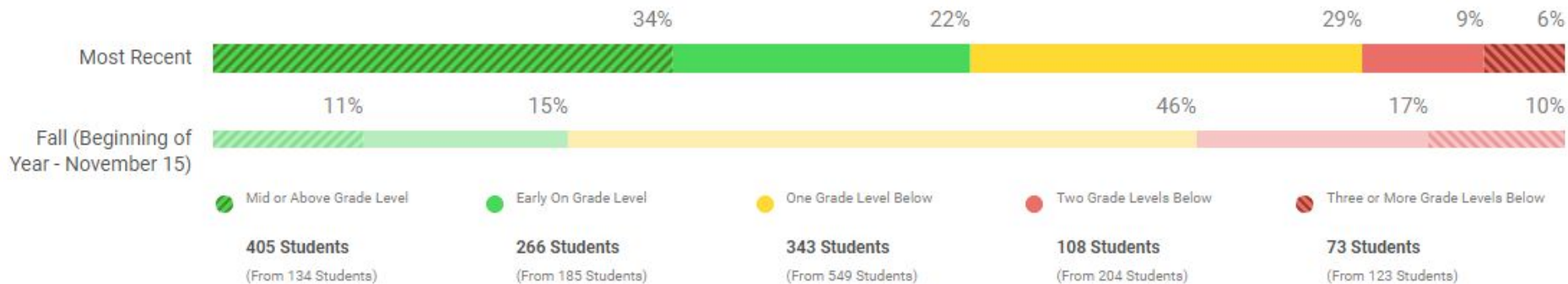
iReady Reading 21 - 22



BOY & EOY 21-22 Overall Reading Gr. K - 6

Overall Placement

Students Assessed/Total: 1,195/1,249




BOY & EOY 21-22 Overall Reading Domains K - 6

▼ Placement by Domain



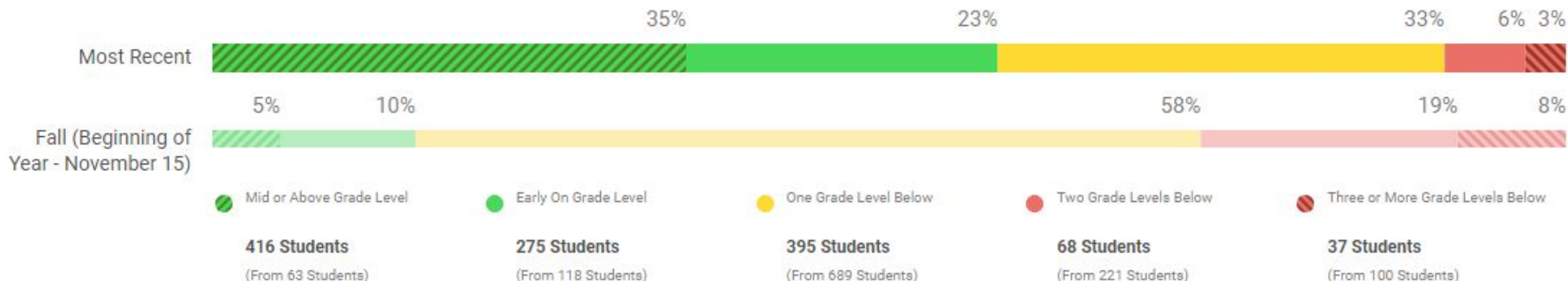
iReady Math 21 - 22



BOY & EOY 21-22 Overall Math Gr. K - 6

Overall Placement


Students Assessed/Total: 1,191/1,248




BOY & EOY 21-22 Overall Math Domains K - 6

▼ Placement by Domain


Number and Operations (NO)




Algebra and Algebraic Thinking (ALG)




Measurement and Data (MS)



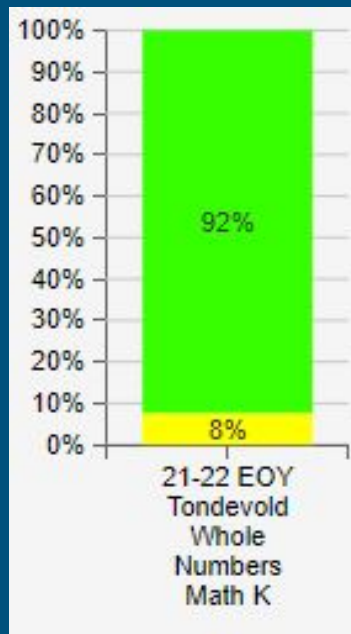
Geometry (GEO)



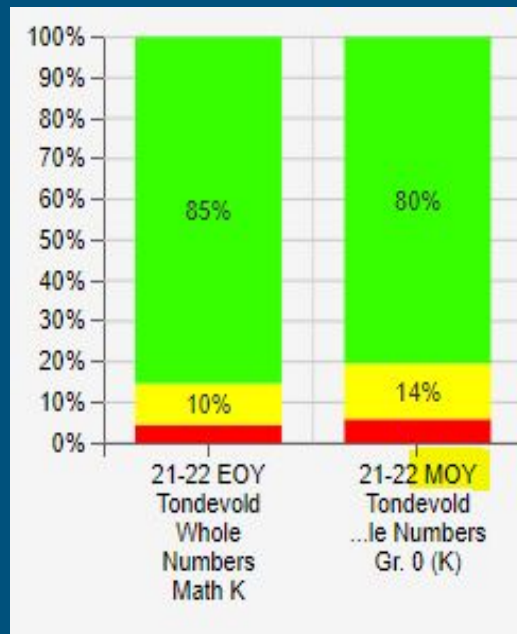
Math Interviews & Reasoning Inventories 21 - 22



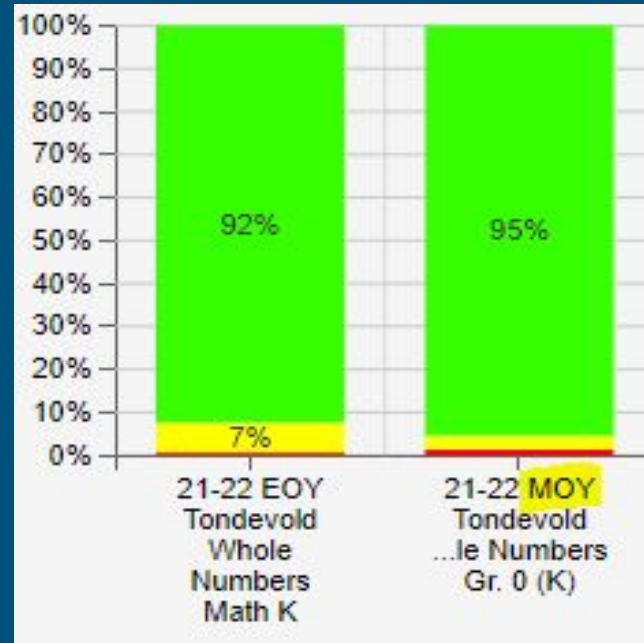
Math Interview Kinder Middle Of Year (MOY) vs. End Of Year (EOY) 20 - 21



**Composite
Score EOY**



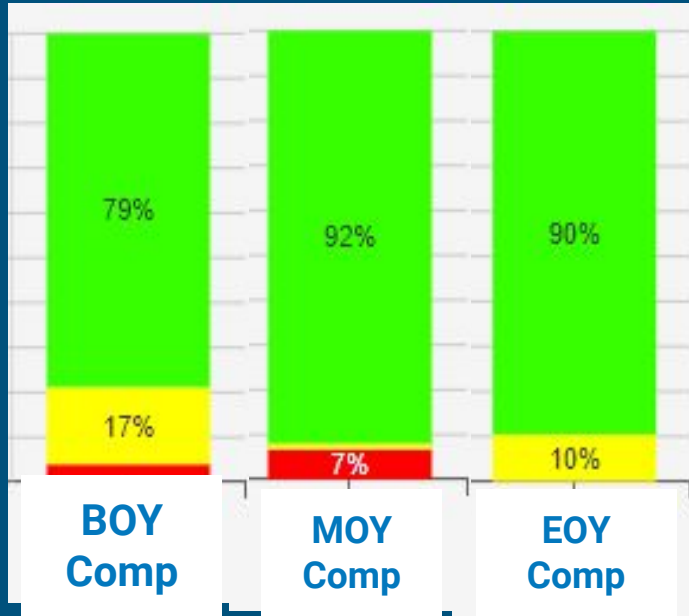
One/Two More/Less



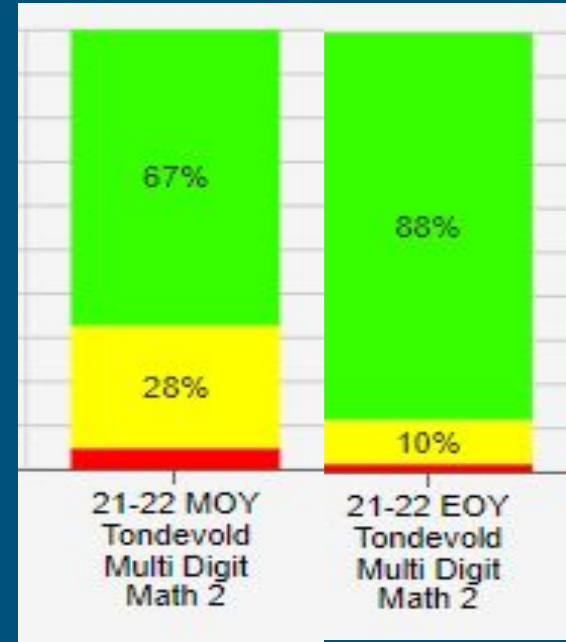
Spatial Reasoning



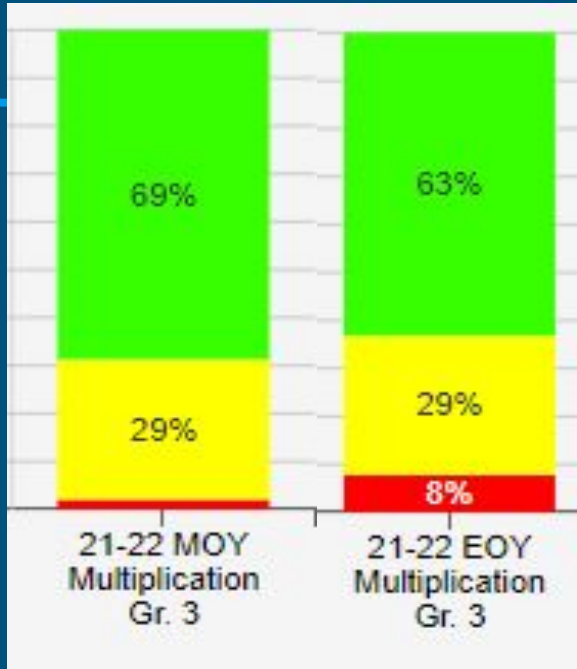
Math Interview Whole Numbers Gr. 1 21 - 22



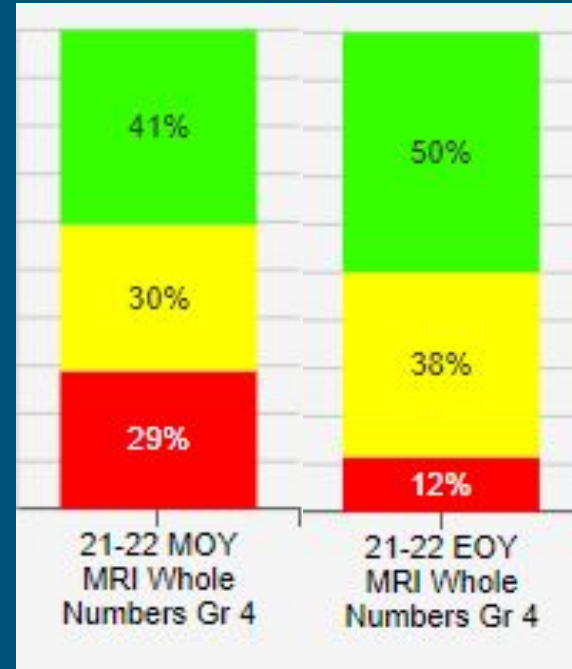
Math Interview Multi-Digit Numbers Gr. 2 21 - 22



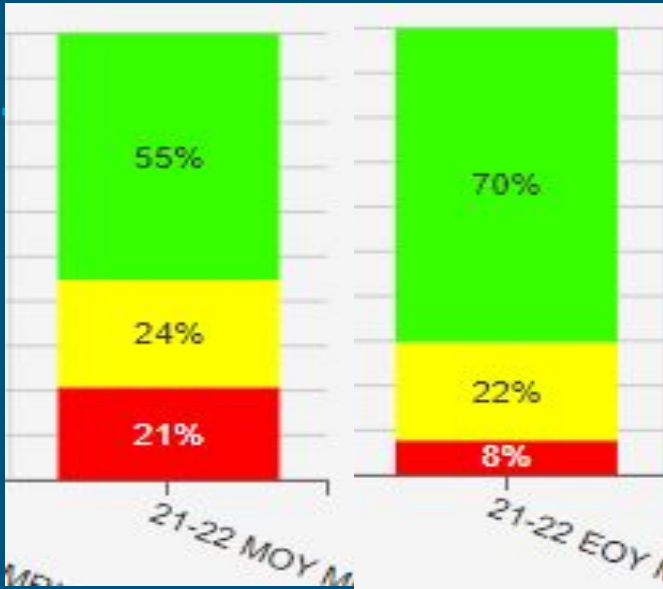
Math Interview Multiplication Gr. 3 21 - 22



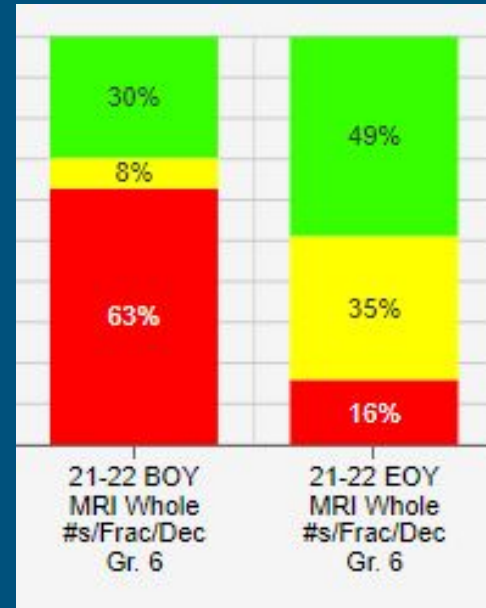
Math Reasoning Inventory MRI Gr. 4 21 - 22



Math Reasoning Inventory MRI Frac/Dec. Gr. 5 21 - 22



Math Reasoning Inventory MRI Frac/Dec. Gr. 6 21 - 22



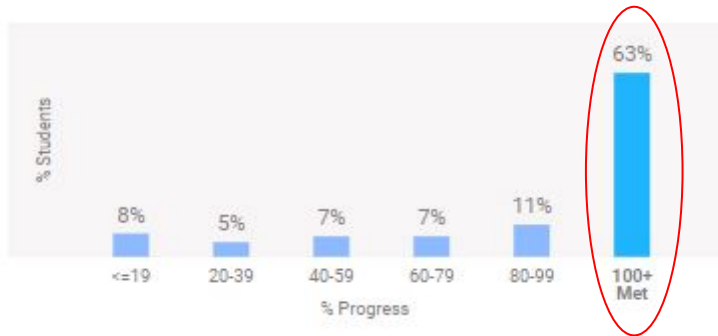
District Goals 21-23



iReady Reading Progress - Annual Typical Growth Comparison 2018-2019 to Current Year

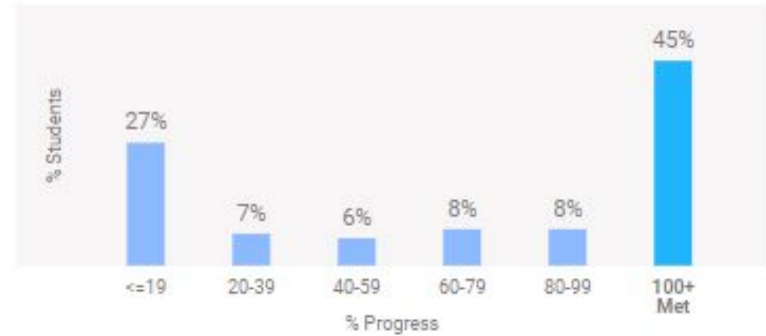
18-19

Distribution of Progress to Annual
Typical Growth



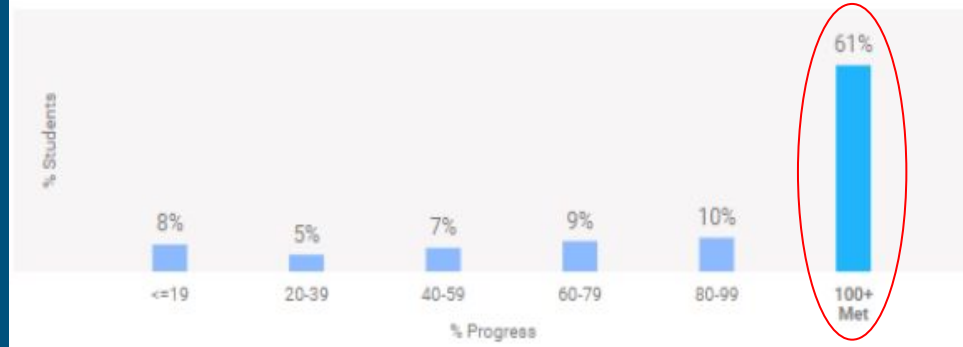
20-21

Distribution of Progress to Annual
Typical Growth



21-22

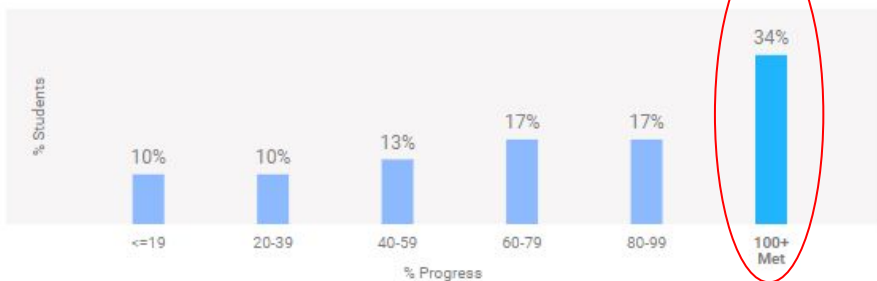
Distribution of Progress to Annual
Typical Growth



iReady Reading Progress - Annual Stretch Growth Comparison 2018-2019 to Current Year

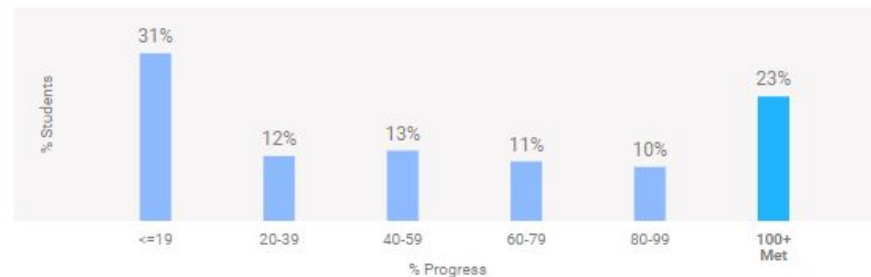
18-19

Distribution of Progress to Annual Stretch Growth®



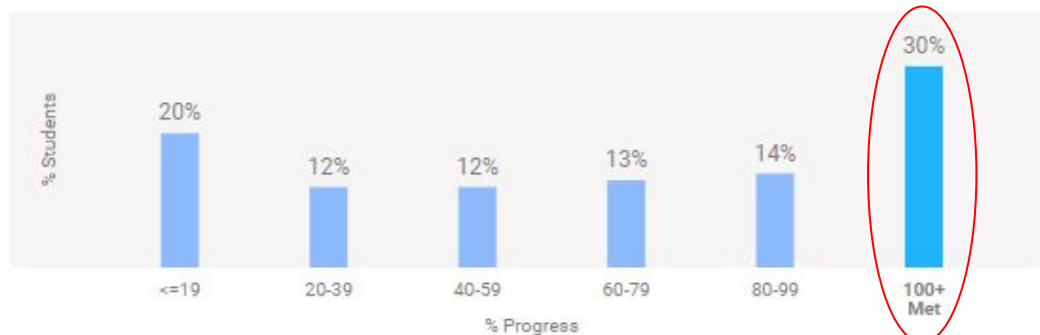
20-21

Distribution of Progress to Annual Stretch Growth®



21-22

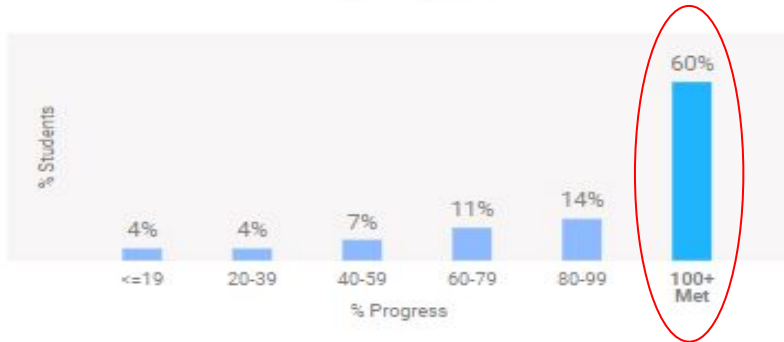
Distribution of Progress to Annual Stretch Growth®



iReady Math Progress - Annual Typical Growth Comparison 2018-2019 to Current Year

18-19

Distribution of Progress to Annual Typical Growth



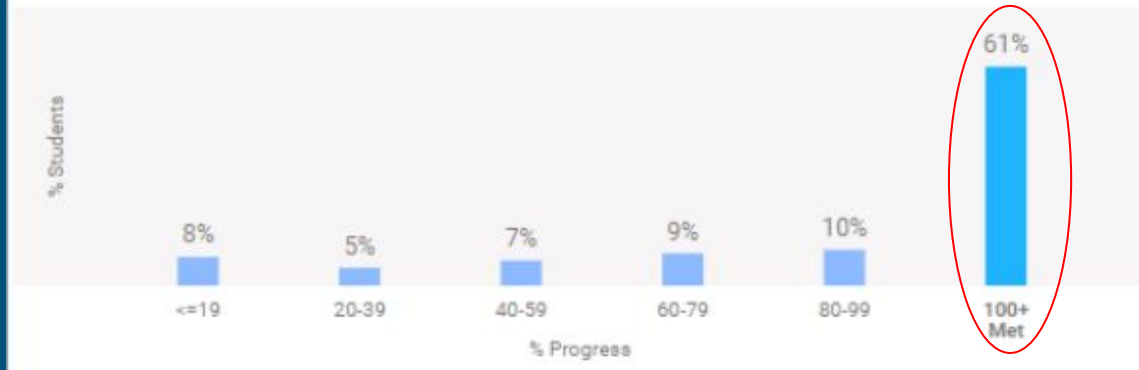
20-21

Distribution of Progress to Annual Typical Growth



21-22

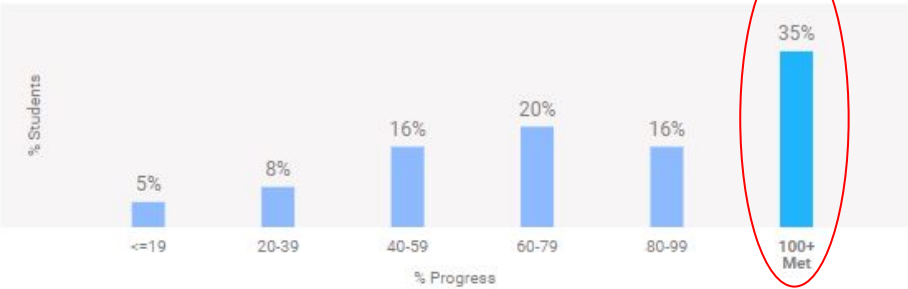
Distribution of Progress to Annual Typical Growth



iReady Math Progress To Annual Stretch Growth Comparison 2018-2019 to Current Year

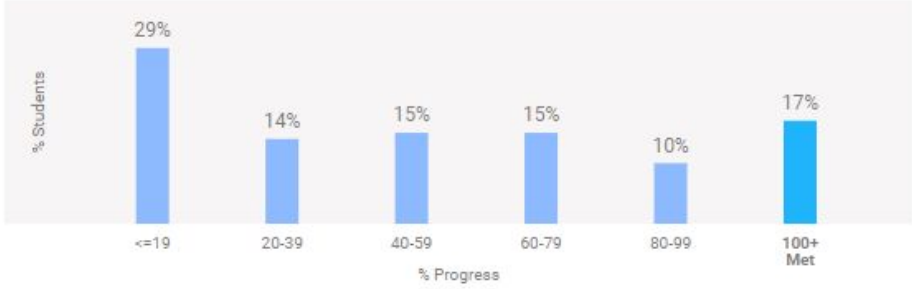
18-19

Distribution of Progress to Annual Stretch Growth®



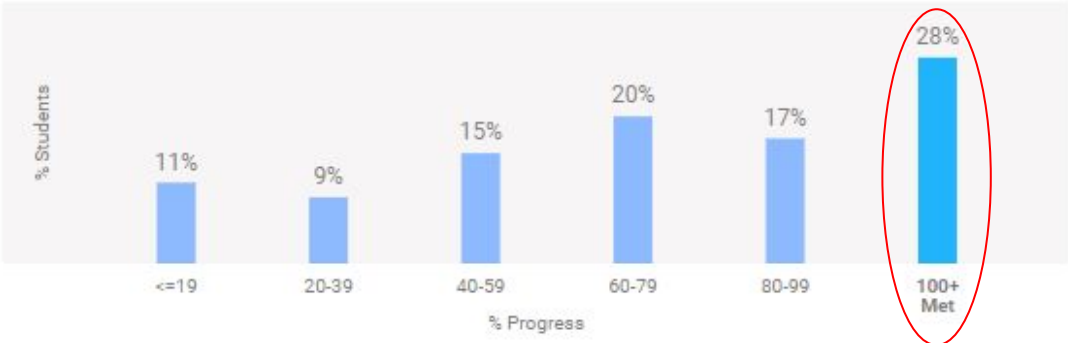
20-21

Distribution of Progress to Annual Stretch Growth®



21-22

Distribution of Progress to Annual Stretch Growth®



Original goal

70% of The Township of Franklin Public School District students in kindergarten through sixth grades will attain the following percentages of their annual stretch goal in ELA and Math as assessed by the iReady diagnostic software.

	Academic Year			
Reading	2020-2021 (Baseline)	2021-2022	2022-2023	2023-2024
T1	29%	34%	39%	44%
T2	22.5%	27.5%	32.5%	37.5%
T3	17%	22%	27%	32%

	Academic Year			
Math	2020-2021 (Baseline)	2021-2022	2022-2023	2023-2024
T1	15%	25%	35%	45%
T2	16%	22%	28%	34%
T3	14%	20%	26%	32%

	Tier	2021-2022 Target Goal %	% Met Annual Stretch Growth
Reading	T1	34%	40%
	T2	27.50%	32%
	T3	22%	24%

	Tier	2021-2022 Target Goal %	% Met Annual Stretch Growth
Math	T1	25%	27%
	T2	22%	30%
	T3	20%	23%

Overall 62.5% of the students met their stretch growth target!

Adjusted Goal for the 22-23 School Year

70% of The Township of Franklin Public School District students in kindergarten through sixth grades will attain the following percentages of their annual stretch goal in ELA and Math as assessed by the iReady diagnostic software.

	<i>Academic Year</i>				
<i>Reading</i>	2020-2021 (Baseline)	2021-2022 Goals	2021-2022 Actual	2022-2023 Goal	2023-2024 Goal
T1	29%	34%	40%	44%	TBD
T2	22.5%	27.5%	32%	36%	TBD
T3	17%	22%	24%	28%	TBD

	<i>Academic Year</i>				
<i>Math</i>	2020-2021 (Baseline)	2021-2022 Goals	2021-2022 Actual	2022-2023 Goal	2023-2024 Goal
T1	15%	25%	27%	35%	TBD
T2	16%	22%	30%	34%	TBD
T3	14%	20%	23%	27%	TBD

Update on activities to support our district goals

Increase coaching supports for all staff and students:

- ❖ “New Jersey Tiered System of Support - Early Reading” (NJTSS-ER) grant for ELA ✓
- ❖ “Data Driven Instructional Coaching Model” (DDICM) grant for ELA - (year 1 22-23)
- ❖ Formalizing Math tiered system of support ✓
- ❖ Increasing FT BSI Positions ✓
- ❖ 1:1 chromebooks K-2 ✓
- ❖ G&T Math and ELA identification ✓ and differentiation in the classroom (ongoing)
- ❖ STEAM integration into Computer Literacy classes (ongoing)
- ❖ Special education support - (instructional coach and increased resources and PD)
- ❖ Increase articulation with Delsea and Elk (ongoing)

Contracted Services:

- ❖ First Children Services ✓
- ❖ Behavioral Services ✓
- ❖ Professional Development (ongoing)

Social & Emotional Learning supports for both staff and students: (ongoing)

- ❖ Enhance and build Morning Meeting goals and objectives
- ❖ Continue to develop capacity for effective emotional wellbeing check-ins
- ❖ Health and wellness challenges
- ❖ Professional Development
- ❖ Foster positive collegial relationships through social events



any questions?

